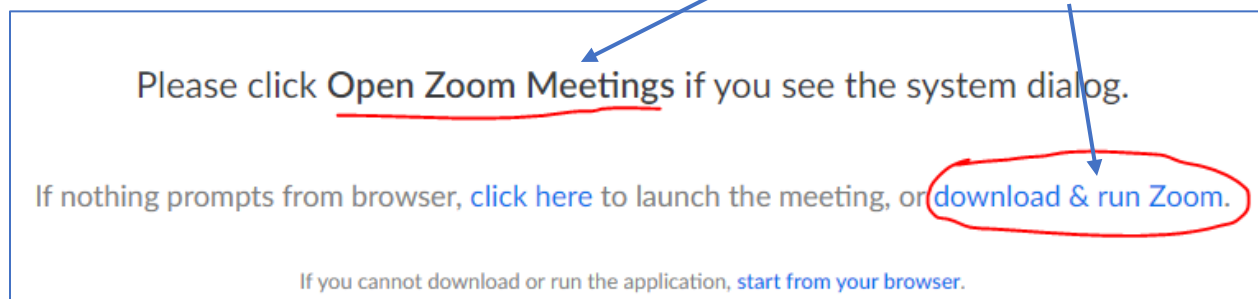


For our online classes, we will use Zoom. You can join with a computer or your phone.

IF YOU ARE USING YOUR COMPUTER TO JOIN THE CLASS:

1. Click on this link to join the class: _____
2. If this is your first time using Zoom, select “download & run Zoom.”
If you have used Zoom before, select “Open Zoom Meetings.”



3. Choose to “Join with Video.”
4. Choose to “Join with Computer Audio.”

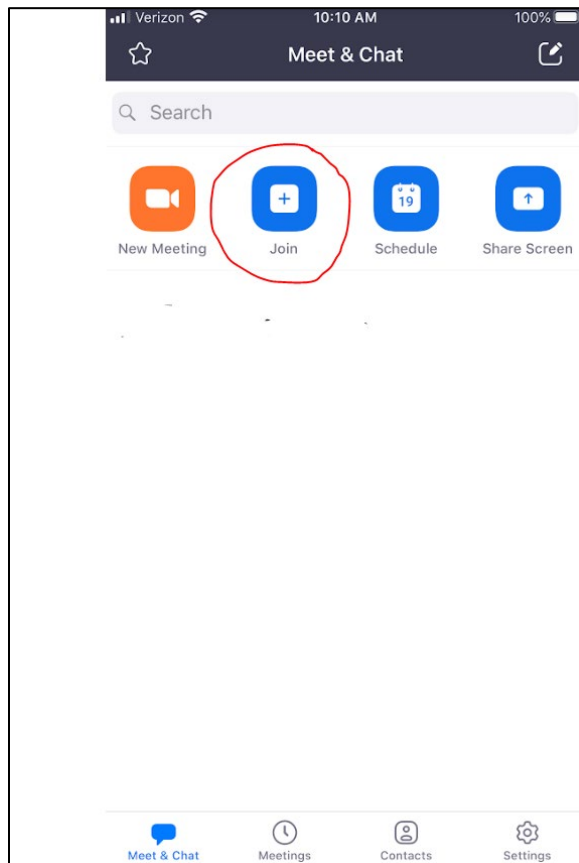
IF YOU ARE USING YOUR CELLPHONE AND HAVE AN INTERNET CONNECTION:

1. Download the Zoom app on your phone:

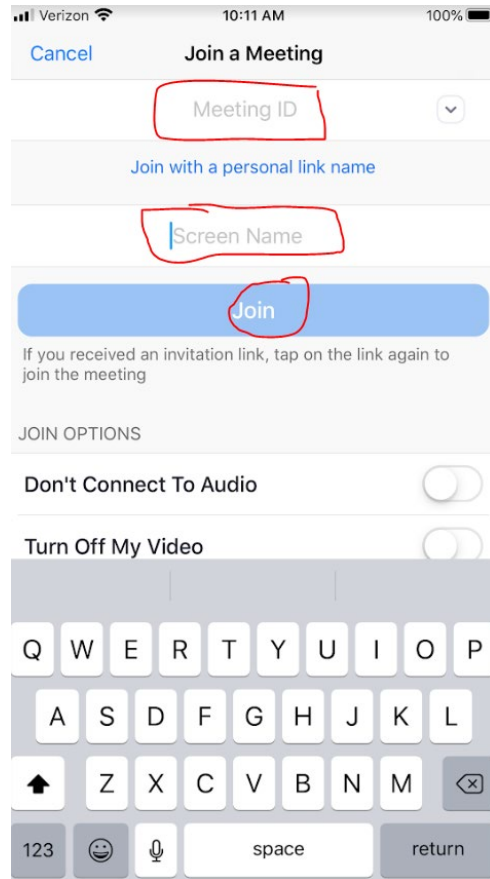


2. Open the Zoom app.

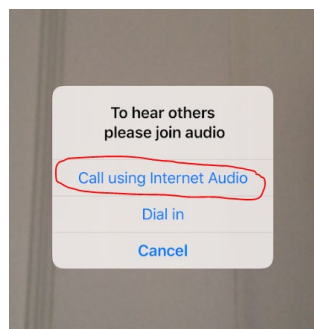
3. Select "Join a Meeting"



4. Enter the meeting number: **XXX-XXX-XXX** and type your name. Then select “Join.”



5. Then, select “Call using Internet Audio.” You should now be in the class.



IF YOU ARE USING YOUR CELLPHONE AND DO NOT HAVE AN INTERNET CONNECTION:

You can use your phone to "dial in" to our Zoom class (connect like a phone call):

1. Call this number: XXX-XXX-XXXX
2. Enter the Meeting ID: XXX XXX XXX#
3. You will NOT need to enter a "Participant Number." Simply press "#"
4. You should now be in the class.